

PRAYING *With* CHILDREN

SUNDAY LITURGY



Pentecost Sunday

28 May 2023- Year A

“As the Father sent me, so I send you. Receive the Holy Spirit.”

Something to Think About

If you go to church this weekend, you will notice that the liturgical colour has changed from gold to red. Does the colour red remind you of anything?

The Story

On the day of Pentecost the disciples had locked themselves in a room because they were afraid. Jesus appeared amongst them and showed them his hands and his side. The disciples were so happy to see Jesus alive. Then he gave the disciples the gift of the Holy Spirit and sent them out to forgive people's sins.

The Scriptures

A reading from the holy gospel according to John

20:19-23

The disciples were afraid of the Jewish leaders,
and on the evening of that same Sunday
they locked themselves in a room.
Suddenly, Jesus appeared in the middle of the group.
He greeted them and showed them his hands and his side.
When the disciples saw the Lord,
they became very happy.
After Jesus had greeted them again, he said,
"I am sending you, just as the Father has sent me."
Then he breathed on them and said,
"Receive the Holy Spirit.
If you forgive anyone's sins,
they will be forgiven.
But if you don't forgive their sins,
they will not be forgiven."

The Gospel of the Lord. **Praise to you, Lord Jesus Christ.**

Video

Click to watch the video: [The Holy Spirit Comes](#)



Group Discussion

For those present at the first Pentecost, something absolutely amazing must have happened as they opened their hearts and minds to God's Spirit. Invite the young people to close their eyes and imagine what it was like on that first Pentecost day. Hear the sound of wind and imagine the lights and warmth of fire. Be still and try to feel the presence of God within you at this moment.

Praying For Others

Leader: Trusting in God's love and encouragement, we pray for the needs of the world.

Reader 1: We pray that our Church will do marvellous things for those in need. Lord hear us.

All: Lord hear our prayer.

Reader 2: We pray for forgiveness and healing. Lord hear us.

All: Lord hear our prayer.

Reader 3: We pray for energy and joy in our daily lives. Lord hear us.

All: Lord hear our prayer.

Reader 4: We pray that we will listen to the movement of the Holy Spirit. Lord hear us.

All: Lord hear our prayer.

Reader 5: We pray that we will do what we can to spread peace in the world. Lord hear us.

All: Lord hear our prayer.

Invite the children to pray for their own special intentions.

All: Lord hear our prayer.

Leader: Loving God, listen to our prayers in the name of the risen Jesus.

All: Amen.

Prayer



Lord God,
You sent your Spirit to fill the disciples
with joy, peace and courage. Fill us
with your Spirit too, so that we can
bring your joy and peace to the world .
Amen.




Group Activity

The Day of Pentecost

You will need: flames cut onto red, orange and yellow construction paper (template included), rectangle templates in red and one other colour, glue, scissors, tape.

1. Children glue the flame pieces together with the largest flame on the bottom and the smallest on top.
2. Glue the smaller rectangles on top of the larger ones. Then glue or tape the assembled parts together to create one long band.
3. Glue the flame to the centre of the band.
4. Wrap the band around the child's head and use a piece of tape to hold the band in place at the desired size.





YOU CAN'T SEE IT, BUT YOU CAN SEE WHAT IT DOES!

PENTECOST – YEAR A
© Liturgy Brisbane

FILL IN THE BLANKS with these words: CHANGES PEOPLE -
WARMTH - HEAR - YOUR HAIR - SMELL - ARE HUGGED

**YOU CAN'T SEE THE WIND,
BUT YOU CAN FEEL IT BLOWING _____**

**YOU CAN'T SEE A FROG IN THE DARK,
BUT YOU CAN _____ IT WHEN IT CROAKS.**

**YOU CAN'T SEE _____
BUT YOU CAN FEEL IT WHEN YOU GO INTO THE SUN.**

**YOU CAN'T SEE LOVE,
BUT YOU KNOW IT WHEN YOU _____**

**YOU CAN'T SEE WHAT'S FOR DINNER,
BUT YOU CAN _____ IT WHEN YOU COME IN.**

**YOU CAN'T SEE THE HOLY SPIRIT,
BUT YOU CAN SEE WHEN IT _____**