

# PRAYING *With* CHILDREN

## SUNDAY LITURGY



**Our Lord Jesus Christ,  
King of the Universe**

**20 November 2022 - Year C**

***“Lord, remember me when you come  
into your kingdom.”***

### **Something to Think About**

Many people did not believe in Jesus and some even made fun of him. Has anyone made fun of you? How did you feel? What did you do?

### **The Story**

In this gospel reading we hear about Jesus right at the end of his life on earth. He is hanging on the cross, and some people are making fun of him. They are saying that if Jesus really is God's son, he should just get down off the cross. One of the criminals who was also on a cross beside Jesus makes fun of him too. But the criminal on the other side is different. He knows that Jesus has done nothing wrong, and he believes in Jesus. He asks Jesus to remember him when he comes into his kingdom. Jesus promises the good criminal that he would be together with Jesus in heaven.

### **The Scriptures**

**A reading from the holy gospel according to Luke**

**23:35-43**

While the crowd stood there watching Jesus, the leaders insulted him by saying, "He saved others. Now he should save himself, if he really is God's chosen Messiah!"

The soldiers made fun of Jesus and brought him some wine. They said, "If you are the king of the Jews, save yourself!" Above him was a sign that said, "This is the King of the Jews."

One of the criminals hanging there also insulted Jesus by saying, "Aren't you the Messiah? Save yourself and save us!"

But the other criminal told the first one off, "Don't you fear God? Aren't you getting the same punishment as this man? We got what was coming to us, but he didn't do anything wrong." Then he said to Jesus, "Remember me when you come into power!"

Jesus replied, "I promise that today you will be with me in paradise."

The Gospel of the Lord. **Praise to you, Lord Jesus Christ.**

**Video**

**[Jesus is the King](#)**



## Group Discussion

Jesus promised the 'good thief' that he would enjoy 'paradise'. Invite the children to share their ideas about what 'paradise' might look like. Remind the children that Jesus talked about the kingdom in terms of justice and love and compassion. Could this be what 'paradise' is like?

## Praying For Others

**Leader:** Let us pray now for the leaders of our Church, our world, for those in our community and for our own needs.

**Reader 1:** We pray that our leaders will be people of fairness. Lord hear us.

**All: Lord, hear our prayer.**

**Reader 2:** We pray for those who experience violence. Lord, hear us.

**All: Lord, hear our prayer.**

**Reader 3:** We pray that we will recognise our mistakes and say sorry. Lord, hear us.

**All: Lord, hear our prayer.**

**Reader 4:** We pray that we will trust in Jesus' love and forgiveness. Lord, hear us.

**All: Lord, hear our prayer.**

**Reader 5:** We pray that we will help others, just like Jesus did. Lord, hear us.

**All: Lord, hear our prayer.**

*Invite the children to pray for their own special intentions.*

**All: Lord hear our prayer.**

**Leader:** Loving God, listen to the prayers we make in the name of Jesus.

**All: Amen.**

## Prayer



Dear Jesus,  
Help us to follow your example and  
to be kind, forgiving people.  
Be with us as we work to build your  
kingdom of love on earth.  
Amen.

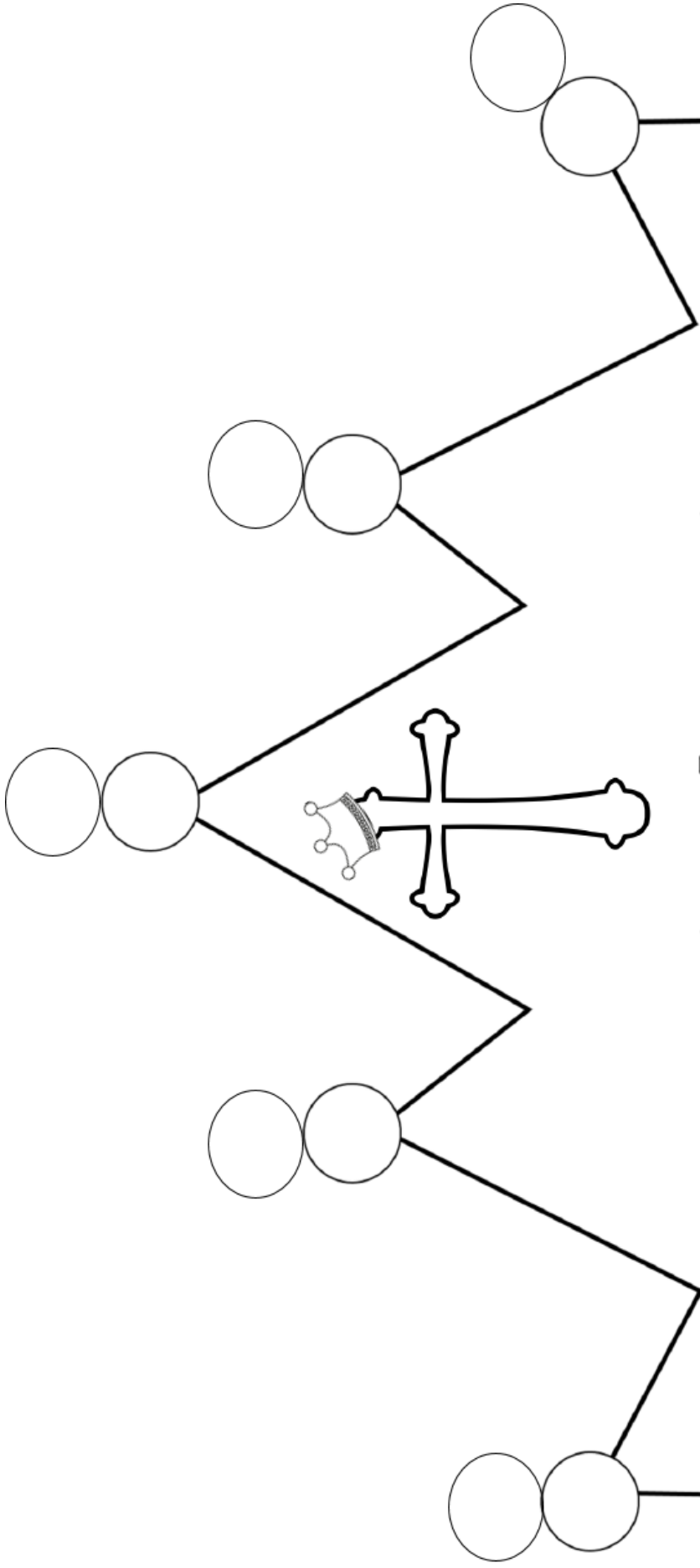
## Group Activity

### Instructions for Making a Crown

*You will need: two-page template, coloured markers, glue, scissors, wool, hole punch, pom-poms (optional)*

1. Colour the circles.
2. Colour the crown.
3. Match the picture in the circle to the words on the crown.
4. Glue the circle over its matching words. (You may just like to glue the top so that you can peek underneath to see the words.)
5. You may like to glue coloured pom-poms on the top of the crown.
6. Punch holes in the small circles in the side of the crown. Thread wool through these to make a wearable crown.





Jesus is the King

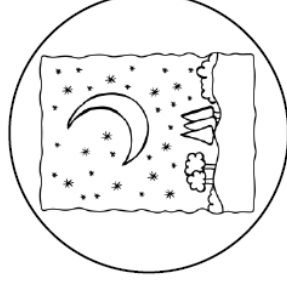


of

<input type="radio"/>	<input type="radio"/>	<input type="radio"/>	<input type="radio"/>	<input type="radio"/>	<input type="radio"/>
	every person	every family	every community	every country	the whole universe

# Instructions for Making a Crown

*You will need: two-page template, coloured markers, glue, scissors, wool, hole punch, pom-poms (optional)*

1. Colour the circles.
2. Colour the crown.
3. Match the picture in the circle to the words on the crown.
4. Glue the circle over its matching words. (You may just like to glue the top so that you can peek underneath to see the words.)
5. You may like to glue coloured pom-poms on the top of the crown.
6. Punch holes in the small circles in the side of the crown. Thread wool through these to make a wearable crown.



**JESUS**  
**IS A DIFFERENT**  
**KIND OF KING**



**JESUS IS ON THE CROSS  
NOT IN A PALACE.**

**JESUS THE KING WEARS  
TWO CROWNS.**

**JESUS MAKES PEACE  
NOT WAR.**

**JESUS IS KING OF OUR  
HEARTS ♥.**

**DESIGN A GOOD CROWN FOR  
JESUS OUR KING**

