

PRAYING *With* CHILDREN

SUNDAY LITURGY



Pentecost Sunday

23 May 2021 - Year B

**“As the Father sent me, so I send you.
Receive the Holy Spirit.”**

Something to Think About

If you go into a church this weekend, you will notice that the colours have changed! Things which were white for Easter are now red for Pentecost. The priest will be wearing red too. What does the colour red make you think of?

The Story

Today we are going to listen to a reading from the Acts of the Apostles. It tells the story of Pentecost when the Holy Spirit came. Jesus' friends were together in one room, when they heard a sound like a huge wind. A tongue of fire came and rested above each person. The disciples started speaking different languages so that all the people could understand the wonderful things that God had done.

The Scriptures

A reading from the Acts of the Apostles

2:1-8, 11

On the day of Pentecost
all the Lord's followers were together in one place.
Suddenly there was a noise from heaven like the sound of a mighty wind!
It filled the house where they were meeting.
Then they saw what looked like fiery tongues moving in all directions,
and a tongue came and settled on each person there.
The Holy Spirit took control of everyone, and they began speaking
whatever languages the Spirit let them speak.

Many religious Jews from every country in the world were living in Jerusalem.
And when they heard this noise, a crowd gathered.
But they were surprised, because they were hearing everything in their own languages.

They were excited and amazed, and said:
"Don't all these who are speaking come from Galilee?
Then why do we each hear them speaking our very own languages?
Some of us were born Jews, and others of us have chosen to be Jews.
Yet we all hear them using our own languages to tell the wonderful things God has done."

The word of the Lord. **Thanks be to God.**

Video

Click to watch the video: [The Holy Spirit Comes \(Day of Pentecost\)](#)

Group Discussion

Pentecost is known as the birthday of the Church. It is the day when Jesus sent his Holy Spirit to be with the disciples, just as he said he would. When the disciples started speaking different languages, they told all the people about Jesus and over 3000 people were baptised that day! So Pentecost was start, or the birth, of the Church.

What do you do in your family to celebrate a birthday?

Praying For Others

Leader: Trusting in God's love and encouragement, we pray for the needs of the world.

Reader: We pray for leaders with Spirit. Lord hear us.

All: Lord hear our prayer.

Reader: We pray for help and healing. Lord hear us.

All: Lord hear our prayer.

Reader: We pray for courage and strength. Lord hear us.

All: Lord hear our prayer.

Reader: We pray for our family and friends. Lord hear us.

All: Lord hear our prayer.

Invite the children to pray for their own special intentions.

All: Lord hear our prayer.

Leader: Loving God, listen to our prayers in the name of the risen Jesus.

All: Amen.

Prayer



Lord God,
Thank you for sending the Holy Spirit.
Fill us with energy to tell others about
the wonderful things you have done.
Amen.

Group Activity




Pentecost – A Birthday Party for the Church

- ✚ Prepare tables set with red, orange, and yellow tablecloths, plates, and napkins. Have some party music playing.
- ✚ Help children to make a flame party-crown. (**See below**)
- ✚ An additional activity for early finishers could be “Pin the flame on the disciples”.
- ✚ Have a cake to celebrate this special birthday (provided there are no allergies). Be sure to include candles. Talk about the similarities to the tongues of fire that rested on the disciples’ heads at Pentecost – the birthday of the Church. Children can help to blow out the candles.

FLAME PARTY CROWN – CRAFT ACTIVITY

1. Cut out all the pieces. Either trace the flame shapes onto red, yellow and orange paper, or ask children to colour them in.
2. Glue the flame pieces together.
3. Trace the rectangle template onto construction paper. You will need about three of these for each child.
4. Glue or staple the rectangular parts together to create one long band.
5. Ask the children to glue their flame shapes to the middle of the band.
6. For each child, wrap the band around their head, and fix to the required length with sticky-tape, or a couple of paper clips.





TOUCHED BY THE MYSTERY OF

FIRE

With your parents,
light a candle and study
the flame carefully.

See how it moves and look
at its colours. See its light
and feel its warmth.

The flame is real, but you
cannot touch it or hold it.

The flame is a symbol of
GOD'S HOLY SPIRIT
who helps us to live
a good life.



AS YOU LOOK INTO THE FLAME, SAY THIS PRAYER TOGETHER:

**COME HOLY SPIRIT,
FILL OUR MINDS WITH LIGHT
AND OUR HEARTS WITH LOVE.**

